



Salary report Pro

Administrative Worker, Official - Administration

Administration

6 September 2019

Administrative Worker, Official - Administration

The job position is
in the salary
ranking on

358 place

Number of
respondents in
position

422

Average age of
respondent in
position

30 years

Total net slary (median)

1,047 EUR

Region: Estonia, Harjumaa
Working experience: all experience levels
Company size: all company sizes
Education: all education levels
Sample: 422 real salaries

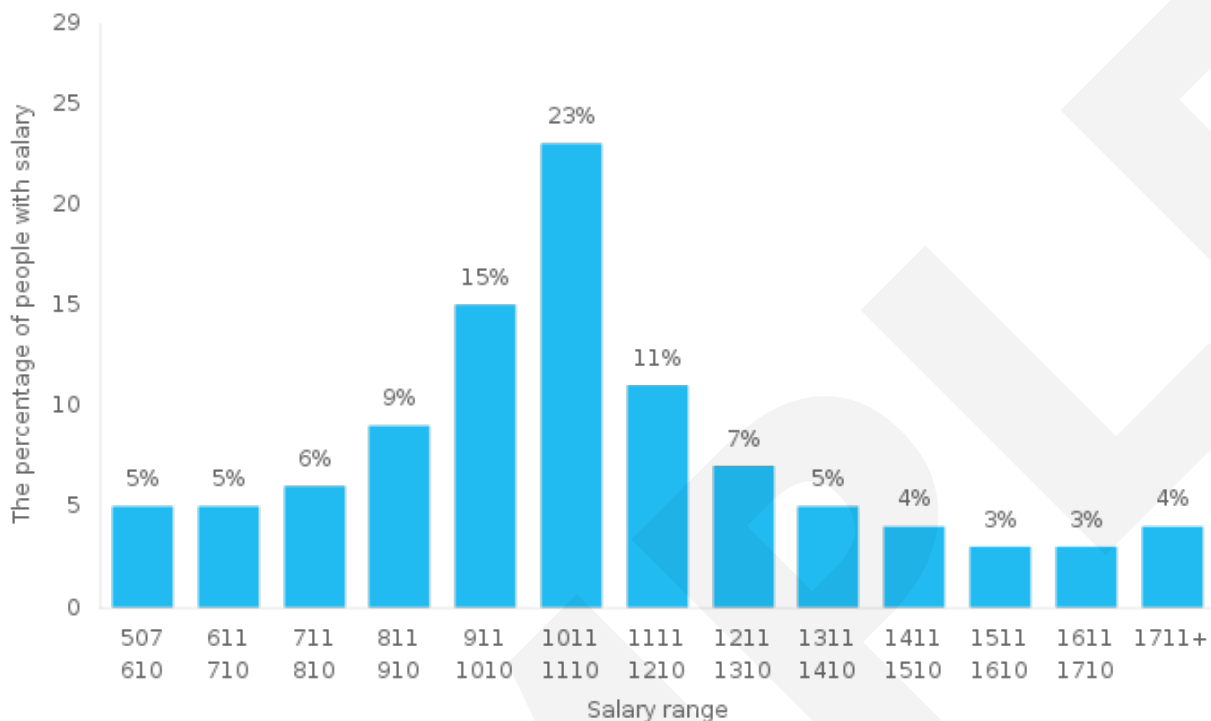
Description of the job position

- > Transcribing documents using computers.
- > Recording of incoming and outgoing correspondence.
- > Handling corporate correspondence, email, and phone calls.
- > Operating copier and fax equipment.
- > Filing and locating documents.
- > Welcoming and taking care of visitors, preparing and serving refreshments.
- > Recording the minutes in meetings and negotiations.
- > Reserving accommodation, travel tickets, airline tickets, and similar tasks.
- > Responsibility for purchasing office supplies and other goods consumed on a daily basis.
- > Managing the cash box and responsibility for entrusted cash and valuables.

[Order your report](#)

Salary ranges

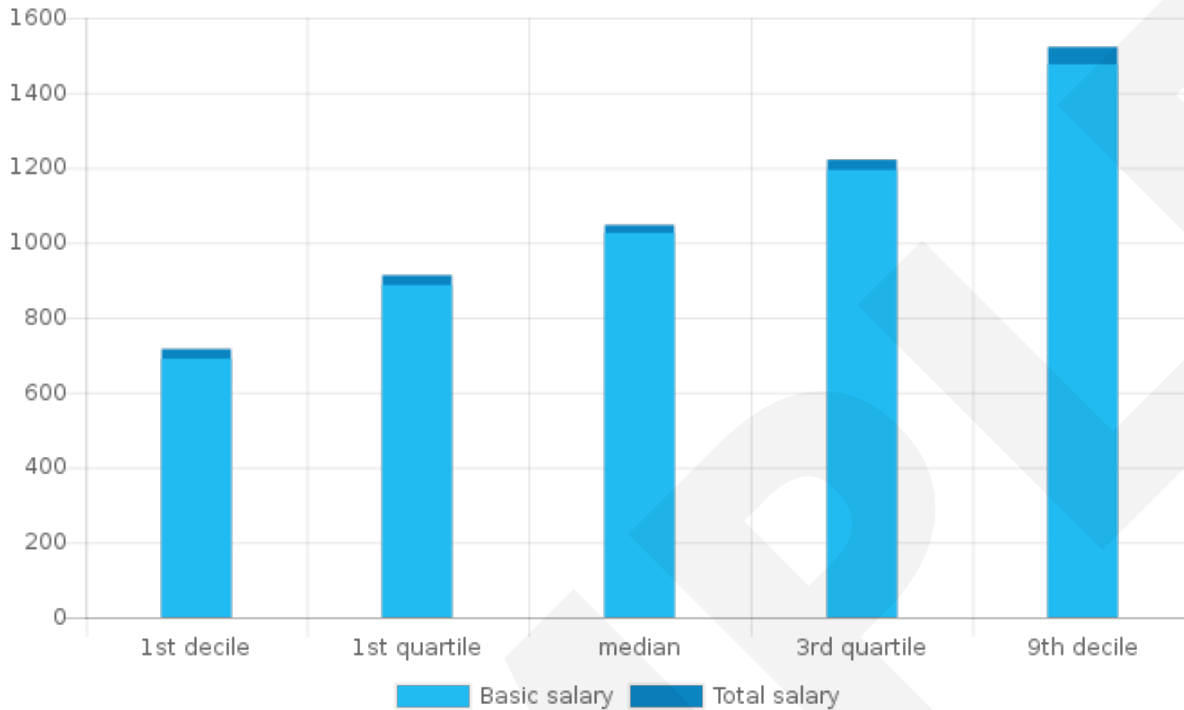
Region: Estonia, Harjumaa



[Order your report](#)

The span of the salary

Region: Estonia, Harjumaa



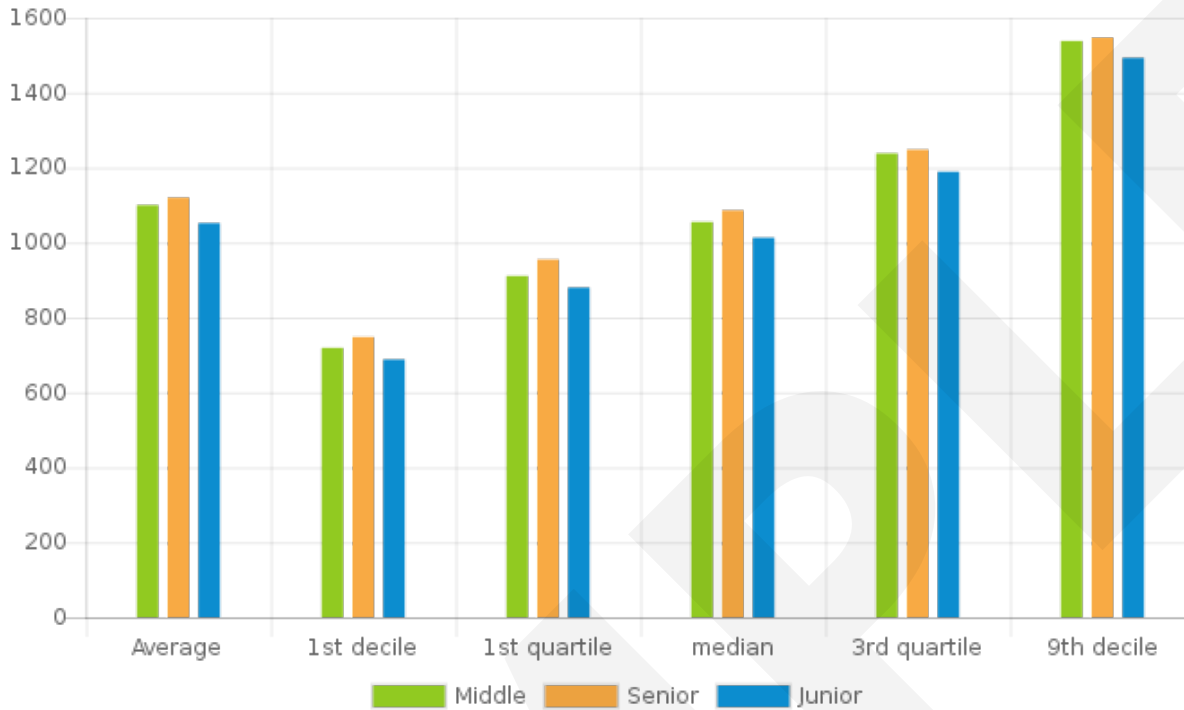
	Average	1st decile	1st quartile	median	3rd quartile	9th decile
Basic salary	1,053	690	887	1,026	1,194	1,476
Total salary	1,086	716	913	1,047	1,221	1,522

*The total monthly income includes a proportionate share of the financial benefits received throughout the year (Christmas bonus salary, bonuses, commissions) and the monthly variable salary component.

[Order your report](#)

Salaries by work experience

Region: Estonia, Harjumaa

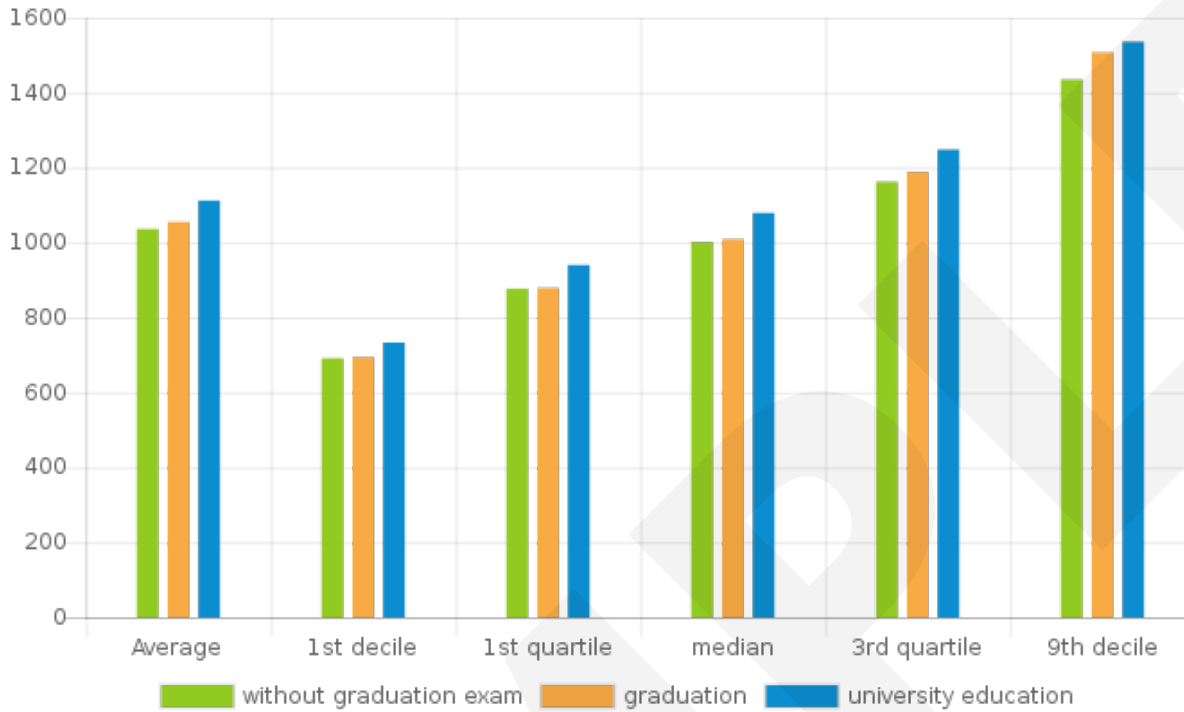


	Average	1st decile	1st quartile	median	3rd quartile	9th decile
Middle	1,100	719	911	1,055	1,238	1,538
Senior	1,120	748	955	1,086	1,248	1,547
Junior	1,052	688	880	1,013	1,189	1,493

[Order your report](#)

Salaries by education

Region: Estonia, Harjumaa

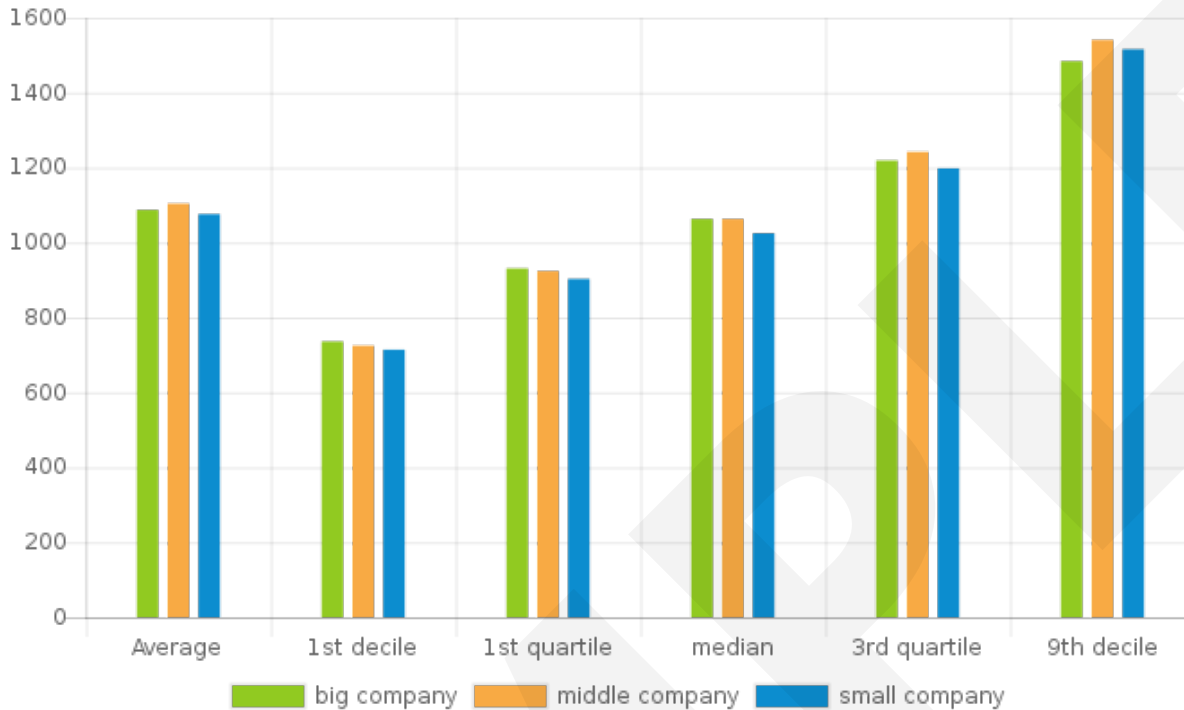


	Average	1st decile	1st quartile	median	3rd quartile	9th decile
without graduation exam	1,036	691	877	1,001	1,162	1,435
graduation	1,055	694	879	1,009	1,188	1,507
university education	1,112	733	940	1,079	1,248	1,536

[Order your report](#)

Salaries by company size

Region: Estonia, Harjumaa



	Average	1st decile	1st quartile	median	3rd quartile	9th decile
big company	1,087	736	931	1,063	1,219	1,484
middle company	1,104	725	924	1,063	1,242	1,541
small company	1,076	714	903	1,025	1,198	1,516

[Order your report](#)

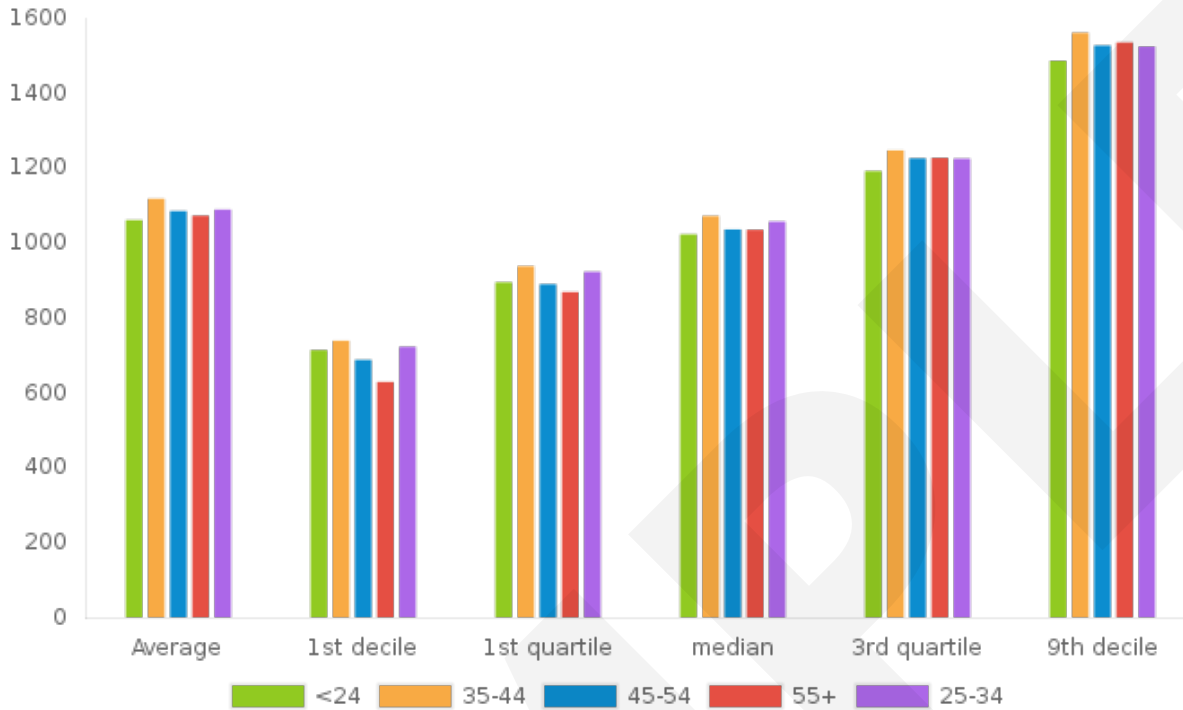
Salaries by regions

	Average	1st decile	1st quartile	median	3rd quartile	9th decile
Harjumaa	1,086	716	913	1,047	1,221	1,522
Hiiumaa	934	512	758	897	1,056	1,317
Ida-Virumaa	909	579	753	882	1,075	1,365
Jõgevamaa	855	515	697	812	968	1,295
Järvamaa	946	513	727	900	1,109	1,464
Läänemaa	843	500	689	807	978	1,244
Lääne-Virumaa	890	531	689	817	1,018	1,315
Põlvamaa	866	545	681	830	1,022	1,283
Pärnumaa	955	550	775	912	1,087	1,406
Raplamaa	999	631	830	965	1,143	1,441
Saaremaa	906	505	723	880	1,088	1,398
Tartumaa	977	590	803	946	1,125	1,423
Valgamaa	874	490	707	848	1,017	1,291
Viljandimaa	942	625	809	916	1,040	1,279
Võrumaa	924	446	742	890	1,042	1,411

[Order your report](#)

Salaries by age group

Region: Estonia, Harjumaa



	Average	1st decile	1st quartile	median	3rd quartile	9th decile
<24	1,060	713	894	1,022	1,191	1,485
35-44	1,117	738	937	1,071	1,246	1,560
45-54	1,084	687	889	1,035	1,225	1,526
55+	1,072	628	868	1,034	1,226	1,534
25-34	1,088	722	922	1,056	1,224	1,523

[Order your report](#)

Compensation mix

Variable salary component

13%

of employees have stated that they are getting a variable salary component and its middle value is 150 € per month.

Christmas bonus salary

9%

employees mentioned that they get 13th salary and that the medium value of this bonus is 200 €.

Bonuses and commissions

17%

employees mentioned that they get bonuses and that the medium value of this bonus is 700 €.

[Order your report](#)

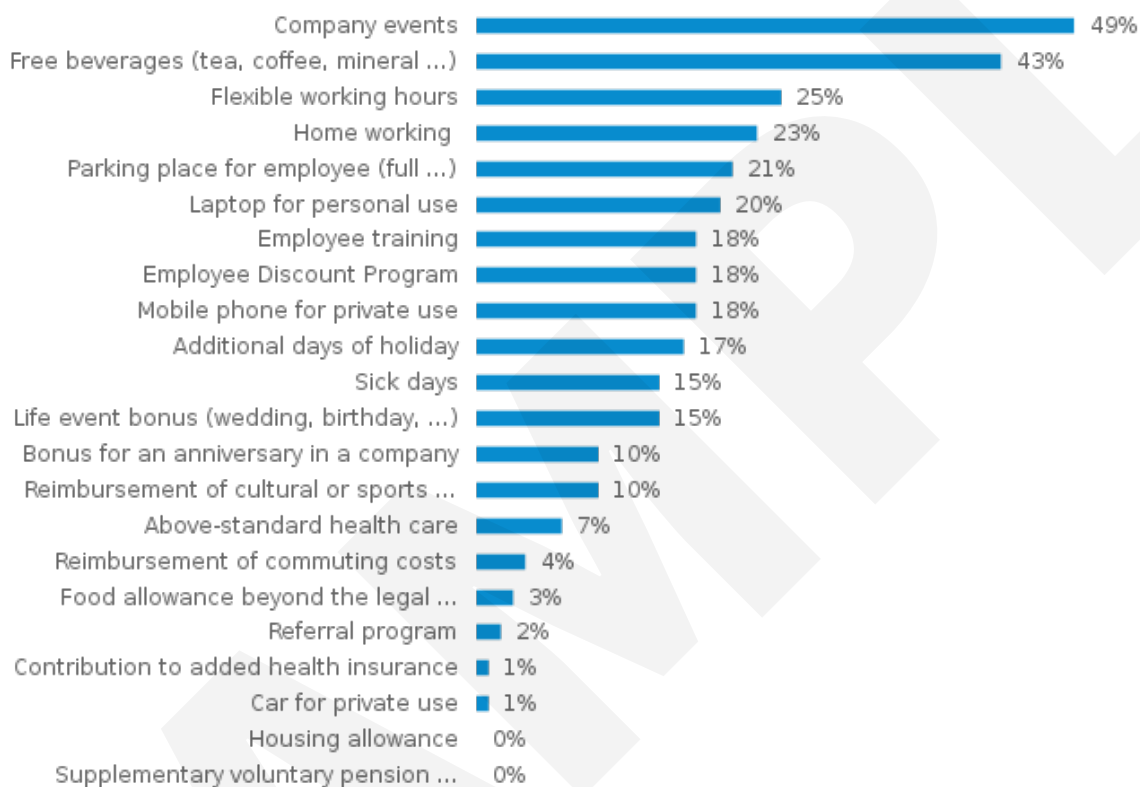
Non-financial benefits

Region: Estonia, Harjumaa



79% of employees receive some non-financial benefits

Most common benefits



Contact

Profesia, spol. s r.o.
 Pribinova 19
 811 09 Bratislava
 Slovenská republika

[Order your report](#)